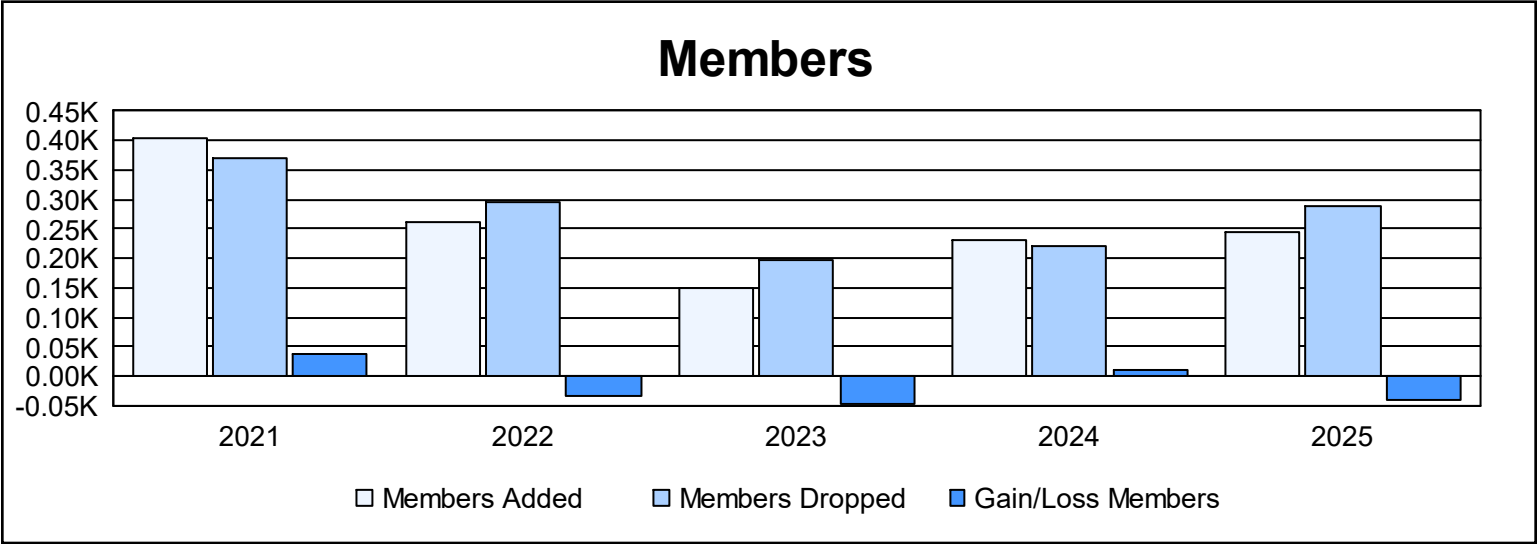
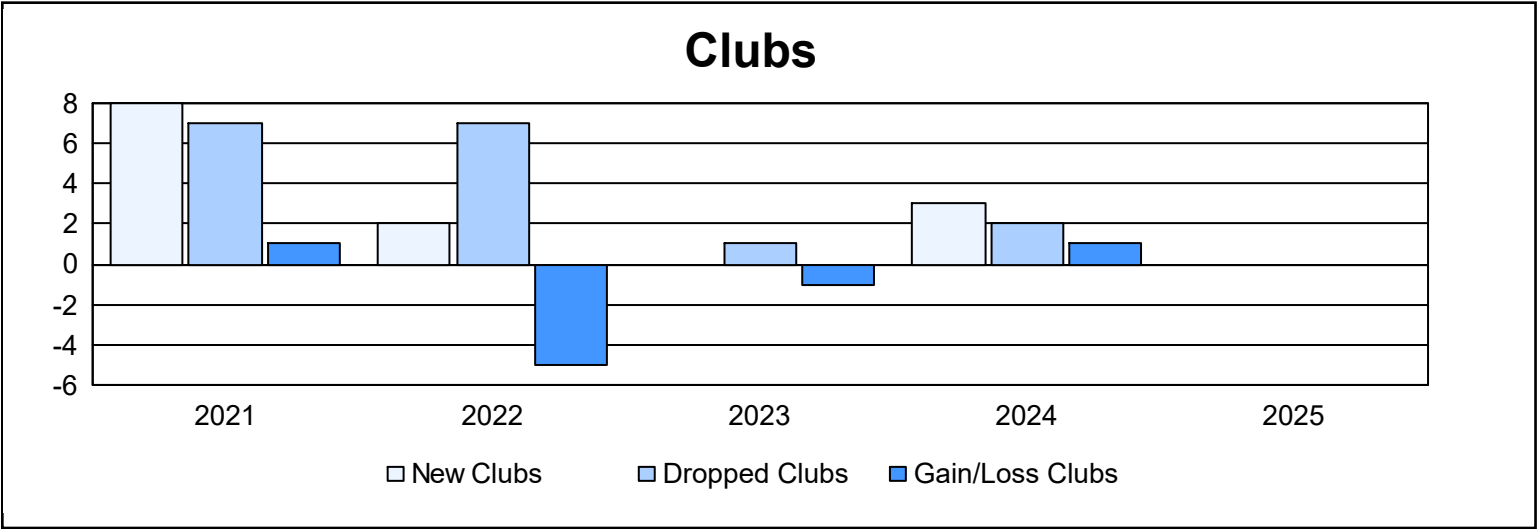
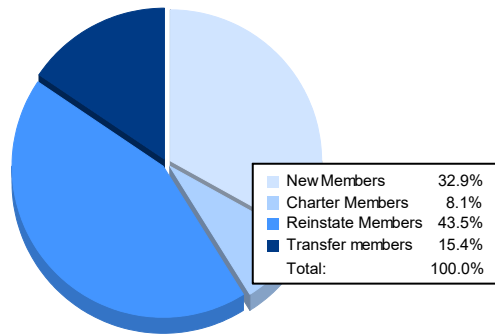


| Year | New Clubs | Dropped Clubs | Gain/ Loss Clubs | New Members | Charter Members | Reinstate Members | Transfer Members | Total Member Added | Total Members Dropped | Gain/ Loss Members |
|-----------|-----------|---------------|------------------|-------------|-----------------|-------------------|------------------|--------------------|-----------------------|--------------------|
| 2020-2021 | 8 | 7 | 1 | 208 | 169 | 18 | 10 | 405 | 369 | 36 |
| 2021-2022 | 2 | 7 | -5 | 197 | 50 | 8 | 8 | 263 | 295 | -32 |
| 2022-2023 | 0 | 1 | -1 | 122 | 14 | 10 | 4 | 150 | 197 | -47 |
| 2023-2024 | 3 | 2 | 1 | 136 | 76 | 8 | 11 | 231 | 222 | 9 |
| 2024-2025 | | | | 81 | 20 | 107 | 38 | 246 | 287 | -41 |
| Average | 3 | 4 | -1 | 149 | 66 | 30 | 14 | 259 | 274 | -15 |



Membership Composition June 2025 Cumulative



Gender Composition June 2025 Cumulative

